

# datavideo® Vertical



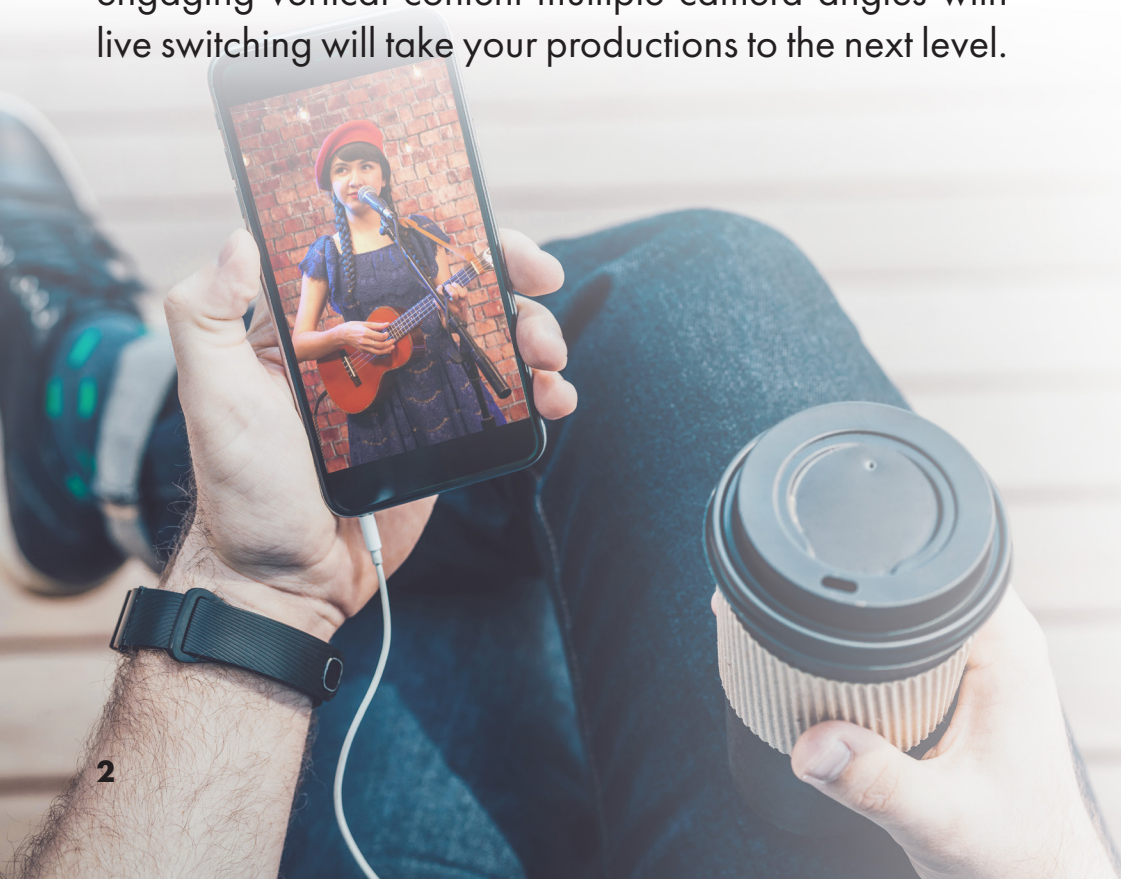
**KMU-200**



A Streaming Guide For Live  
Multi-Angle Production  
For Social Media

# Introduction

**Vertical video (9:16)** is expanding on nearly every social media platform, including Facebook, YouTube, Instagram (IGTV) and Snapchat. Producing live vertical content on these platforms is especially attractive to producers since followers can be notified in real-time when events go live. Smart phones have been used for creating vertical content, but there are limitations due to just having a single camera angle. To create more engaging vertical content multiple camera angles with live switching will take your productions to the next level.



## KMU-200

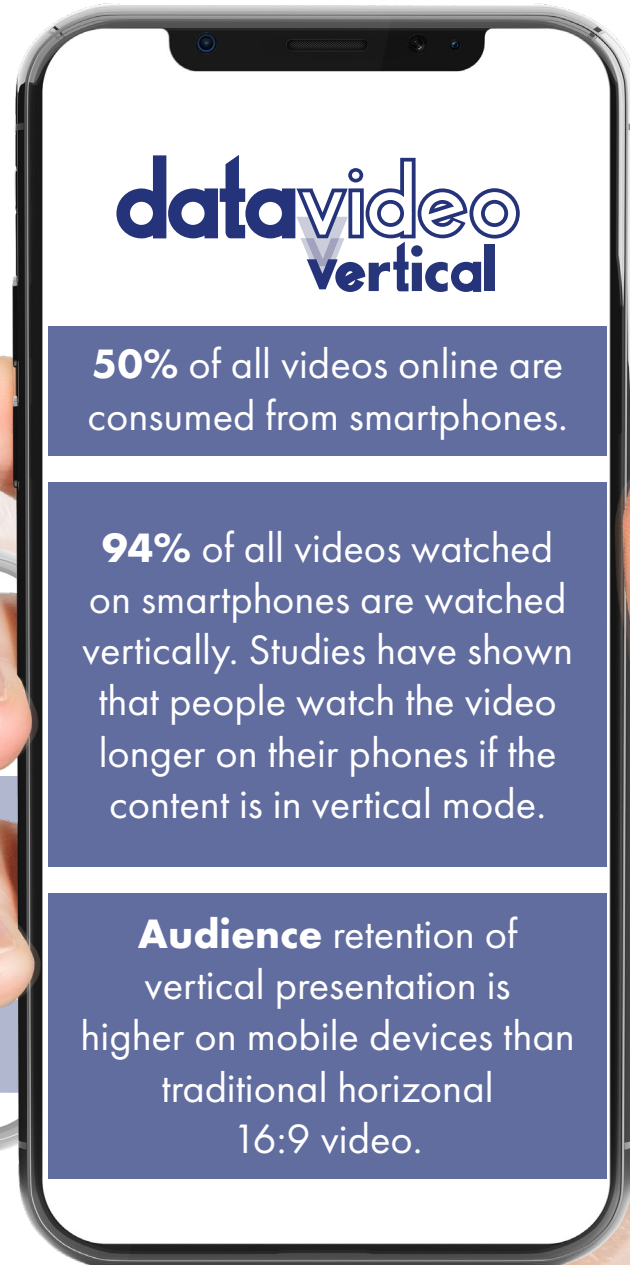
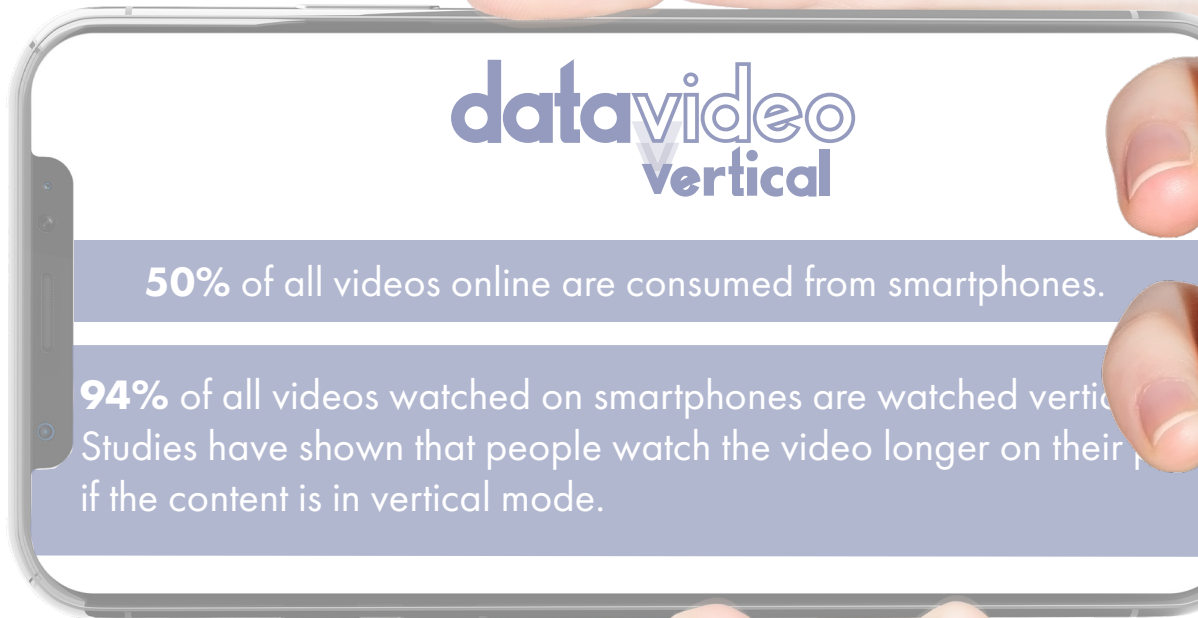


This guide will walk you through vertical multi-camera productions using a Datavideo solutions.

The **KMU-200** video switcher uses a single 4K camera for multiple angles by selecting 9:16 regions of interest.



## Why do vertical?





## KMU-200

### Multi-Camera Unit

DataVideo has developed a one-of-a-kind product designed for creating multiple camera shots with just one 4K camera. Simply connect your 4K camera into the input of **KMU-200** and you'll see the output of the camera displayed on a large 14-inch touch screen panel. Four different boxes will be displayed which will allow you to select regions of interest in either 16:9 format or 9:16 (vertical video). **KMU-200** will allow you to switch from the various regions of interest in real-






# Streaming a Vertical Video



Imagine conducting a panel discussion for a social media event where you set up one camera, but can switch from one guest to the next without having to move the camera. With the **KMU-200**, the selected output can then be processed for vertical streaming to your favorite platform (see workflow diagram on page 11).

Stream your production using one 4K camera, which creates four regions of interest, but gives you six channels for live switching. The six channel buttons incorporated into the lower right corner allow easy access to each region of interest, including two allocated for full screen mode and computer output.



\*Shot 5

## Single Camera Switching Multiple Shots



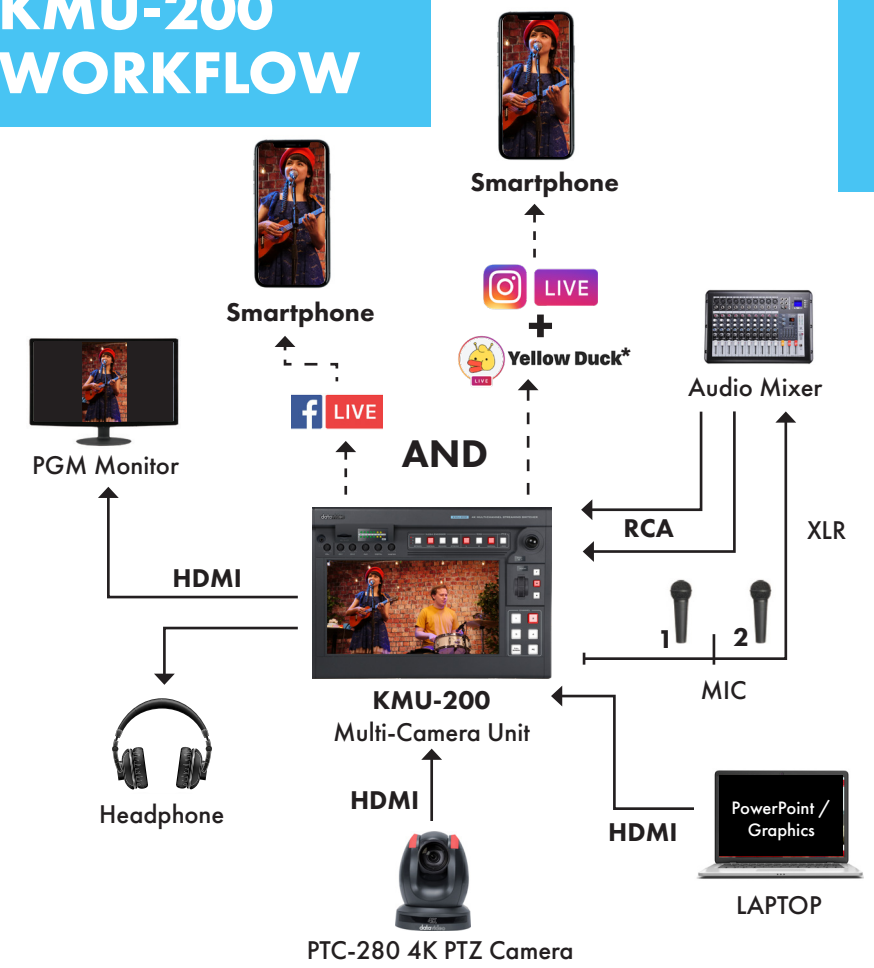
Shot 1 Shot 2 Shot 3 Shot 4

\*Shot 5 - Full Screen



- 1. Joystick:**  
For pan and tilt control
- 2. Zoom In/Zoom Out Wheel:**  
For zooming in/zooming out the selected picture
- 3. Pan and Tilt Speed Control:**  
Fast/Med/Slow
- 4. Six-channels for switching:**  
1/2/3/4/FullScreen/PC
- 5. Monitoring by Headphone:**  
Volume Adjustment Knob
- 6. SD Card Slot:**  
For recording in H.264 Format
- 7. Audio Mixer Knobs:**  
MIC 1/ MIC 2/ AUX IN/ DIGITAL / MASTER
- 8. H.264 Encoding buttons:**  
BITRATE/REC/REC+STREAM/STREAM
- 9. S:1080P, L:720P, Vertical:**
- 10. Lock for Pan/Tilt/Zoom**
- 11. 14" Touch Screen**
- 12. Output for pictures from PC**
- 13. HDMI Camera Input**
- 14. Video Input 4k / Loop Out**
- 15. AUX and PGM**

# KMU-200 WORKFLOW



PTC-280 4K PTZ Camera

**KMU-200** has XLR and RCA inputs for mixing and embedding audio, a joystick for precise virtual camera movements, HDMI laptop input for graphics or PowerPoint, as well as a built-in streaming and SD card recording for capturing your live event.

\*Use Yellow Duck to obtain stream key URL from Instagram.



# datavideo

www.datavideo.com



@DatavideoUSA  
@DatavideoEMEA  
@DatavideoTaiwan  
@DatavideoAsia  
@DatavideoIndia2016  
@Datavideojapan



@Datavideo  
@Datavideo\_EMEA  
@Datavideo\_Taiwan



@DatavideoUSA  
@DatavideoEurope



@DatavideoUSA  
@DVTWDVCN

